



Primary School Collective Worship Planning Resource

Summer 2 2026

Collective Worship resource Summer 2, 2026

What is it?

This resource is offered as an **optional** resource for primary schools to support collective worship.

It reflects our Anglican tradition of worship as it is based on the Anglican liturgical calendar which is available via the LDBS website.

As a resource, it links with the LDBS collective worship and spiritual development policies. [Policies and templates — London Diocesan Board for Schools](#)

A similar resource will be launched for each term.

Rationale

We are offering this resource to support schools to robustly address all the aims of collective worship as identified in the LDBS collective worship policy template, so that collective worship is driven by all the aims, as identified below.

Aims of Collective Worship

- ◇ *Offer the opportunity, without compulsion, to all pupils and adults to grow spiritually through experiences of prayer, stillness, worship and reflection.*
- ◇ *Help pupils and adults to appreciate the relevance of faith in today's world by encountering the teachings of Jesus and the Bible and developing understanding of the Christian belief in the trinitarian nature of God.*
- ◇ *To reflect the parish tradition of worship, while giving experience over time for pupils to experience the breadth of Anglicanism.*
- ◇ *Enable all pupils and adults to appreciate that Christians worship in different ways, for example using music, silence, story, prayer, reflection, as well as through the varied liturgical and other traditions of Anglican worship and festivals. (Where appropriate, and in liaison with your incumbent, this may include the Eucharist)*
- ◇ *Explore the school's Christian vision and how that underpins shared values and virtues.*
- ◇ *Enable pupils the opportunity to make a positive contribution to worship through involvement with aspects of the planning, leading and evaluation of collective worship.*

How do I use it?

- The resource offers a model for weekly planning following the *Gather, Engage, Respond, Send* structure, and relates to the liturgical reading/s for each week. Planning revolves around core themes. We occasionally choose alternative Bible readings to ensure that they are age-appropriate and accessible for our pupils. This allows us to explore the core themes of the season in ways that support meaningful understanding and spiritual growth.
- Each page shares the core theme, Bible reading/s, ideas for one whole school worship, suggested resources, ideas for other worship sessions in the week based on the Bible reading /s and core theme, and a 'Something to take home..' summary that can be shared with parents via the school newsletter or website.
- Collective worship leads can decide on how to link the core theme and offered planning for the week to their school vision and supporting values.
- A 'spiritual flourishing' individual project idea is offered for each half term. These could also be used as whole-school projects.
- Words to be spoken by the collective worship lead are highlighted in green font.
- Bible readings may be referenced from the New International Version (NIV) Bible or the Good News Bible (GN) unless otherwise specified.
- A PowerPoint resource for Spring 1 week 1 and Spring 2 week 4 have been included as models for other weeks.
- 'I wonder' and 'reflective questions' (or related images) identified in the 'Respond' or 'Send' sections each week, could be copied onto a PowerPoint page and displayed during the worship exit routine to assist in deepening spiritual flourishing.
- The resource page accompanying these weekly plans offers some book and Bible resources, including titles that may have been referenced in the planning.
- To address the aim of involving pupils with aspects of planning, collective worship leads could allocate some resourcing to classes on a rota basis. At the start of a half term the collective worship lead could visit classes to talk through their allocated week of worship, and discuss ideas for involvement with resourcing. This could include: allocating readings; the writing of prayers; creating a simple drama or making a prop linked with the planning. Pupils could then prepare their resources in readiness for their allocated worship for that half term. Class parents and carers could be invited to attend.
- Please remember to keep collective worship invitational, you may want to add in something each week during the response time that acknowledges not all pupils are of the same faith, such as "You might be of a different faith or maybe you do not have a faith- perhaps you could think about how these I wonder... thoughts relate to your faith or your world view"
- In line with SIAMS Inspection Question 3, please remember to also seek ways to engage adults in collective worship that enables spiritual flourishing for adults as well as for pupils.
- The songs suggested here are offered as possibilities for worship. We recognise that some may not be appropriate for every school context; if a song feels too confessional, please choose an alternative or enjoy it as a reflective listening piece. Songs may be repeated in order to increase familiarity.

Helpful Resources

Books

- *What Every Child Should Know About Prayer* by Nancy Guthrie. 10 Publishing, 2018.
- *Everyone a Child should know* by Clare Heath-Whyte. 10 Publishing, 2017.
- *Everything a Child should know about God* by Kenneth N. Taylor and Jenny F. Brake. 10 Publishing, 2014.
- *A-Cross The World: An exploration of forty representations of the cross from the worldwide Christian Church* by Betty Pedley and Martyn Payne. Published by Barnabas in Schools, 2016.
- *Churches from around the world: Exploring Christian places of worship* by Jane Butcher and Chris Hudson. BRF online (Digital eBook only), 2019.
- *Where in the World? An RE and assembly resource on the worldwide Christian church* by Martyn Payne. BRF online (Digital eBook only) 2012.
- *Creative Ways to Tell a Bible Story: Techniques and tools for exploring the Bible with children and families* by Martyn Payne. BRF online, 2022. eBook option available via Eden.co.uk. (referenced in Spring 1, week 2 for box Bible resource)
- *Bible Stories Every Child Should Know* by Kenneth N Taylor. 10 Publishing, 2021.

Recommended Bibles

- The document *List of recommended Bibles* can be found on the LDBS Policies and Templates webpage using the filters, Category: *Christian Distinctiveness*-> Subcategory: *Church School Character*.

Resources to support Inclusion

- [Disability ministry | Diocese of London](#)
- <https://resource.stalbansdiocese.org/wp-content/uploads/2023/01/Creating-Inclusive-Collective-Worship-for-All.pdf>
- PDF available online: <https://disabilityministrynework.org/wp-content/uploads/2025/09/Worship-for-the-Whole-Body-Final-Interactive-copy.pdf>
- Creative Ideas For Worship With All Abilities: In association with L'Arche <https://canterburypress.hymnsam.co.uk/books/9781786221193/creative-ideas-for-worship-with-all-abilities>
- PDF available online: <https://www.brf.org.uk/product/creative-ways-into-a-bible-story/>
- https://www.brf.org.uk/product/make-your-own-box-bible/#resource_download
- Creative Ways to Tell a Bible Story: Techniques and tools for exploring the Bible with children and families by Martyn Payne. BRF online, 2022. eBook option available via Eden.co.uk. (referenced in Spring 1, week 2 for box Bible resource) E book - £7.49 <https://www.eden.co.uk/christian-books/the-church/pastoral/creative-ways-to-tell-a-bible-story>

Useful tips for ensuring all are included in Collective Worship

Inclusive collective worship benefits pupils with SEND in several important ways. Legal and inclusive entitlement ensures equal access under the Equality Act 2010, affirming dignity and respect. Spiritual development and belonging offers reflection, shared values, and emotional wellbeing. Through differentiation and accessibility, schools use visual, sensory, and simplified approaches to support meaningful participation. Modelling inclusion and respect shows the whole community that every individual is valued, reflecting the Christian principle of all being invited. All pupils should be able to explore their beliefs in a safe, affirming environment.

1. Create a multi-sensory experience. Engage different senses so all children can access the worship in a way that works for them:

Visual: Use simple symbols, photos, or widget-style icons to represent key ideas (e.g. heart for love, dove for peace).

Auditory: Include familiar sounds, short refrains, or call-and-response elements rather than long songs.

Tactile: Provide sensory objects linked to the theme (e.g. holding a smooth stone when talking about peace).

Olfactory: Gentle scents (like a candle or lavender bag) can signal calm and focus.

2. Keep structure predictable. Many children feel secure when they know what to expect.

Use a consistent collective worship structure (e.g. “Gather – Engage – Respond – Send”) with visual or physical cues for each section.

Display a simple visual timetable or symbols showing where you are in the worship.

Keep transitions gentle, with clear signals (e.g. a piece of music or lighting a candle).

3. Offer multiple ways to respond. Not all children can or wish to respond verbally or through writing.

Use gesture responses (thumbs up, heart hands, hand on chest).

Provide choice cards or communication boards for joining in.

Allow quiet reflection with sensory objects, instead of spoken prayers.

Offer creative responses (painting, signing, using switches to activate music or images).

4. Adapt songs and stories

Choose songs with repetitive, simple lines or ones that can be signed or accompanied by actions.

Allow pupils to listen, move, or sign rather than sing if that’s more accessible.

Use drama, puppets, or animation to tell Bible stories in a clear and engaging way.

5. Build inclusion and dignity

Ensure all contributions are valued equally — every way of engaging counts as worship.

Encourage peer support, with buddies who can model and include sensitively.

6. Provide a calm and supportive environment

Ensure a quiet breakout space is available for pupils who need a sensory break.

Keep lighting and volume comfortable.

Use grounding routines at the start and end (deep breaths, soft music, or a moment of stillness).




7. Focus on shared values

Even if some children cannot engage with confessional or abstract language, they can still experience and contribute to the values of love, peace, kindness, and hope.

Keep the emphasis on belonging and community, rather than intellectual understanding.

Other places to look at for more reading:

We are grateful to colleagues in St Alban’s Diocese and Urban Saints for their guidance [Creating Inclusive Collective Worship for All](#).




Theme Week Beginning (colour reflective of that Sunday in church)	Reading (s) (Taken from the Lectionary for the Sunday of that week)	Gather Prepare focal point – is there an image or artifact to look at? How is your altar table prepared? What music is playing as they come in? Opening prayer/call and response Opening hymn/song	Engage What is your hook? Use of video clips, painting, sculpture, artifacts Bible reading/story	Respond Help the pupils to respond / reflect on theme I wonder ... Questions to aid reflections.... Time to reflect (Use of silence/music/painting) Time for Personal response Prayer Optional second hymn/song	Send What is the key message you want pupils to go away with? How might that work out this week or the rest of the day? Closing prayer/call and response How do the pupils leave? Music?
<p><u>Summer 2</u></p> <p>8th June</p> <p>HALF-TERM</p> <p>Pentecost</p> <p>24 May</p> 	<p>Bible Reading Acts 2:1–4 (adapted / retold) (Teachers may choose to retell the story rather than read it in full)</p> <p>Key Message Christians believe God helps people grow by giving courage, confidence and strength through the Holy Spirit.</p>	<p>Focal point Red cloth or Paper flame or battery candle</p> <p>Entry music: Gentle instrumental music</p> <p>Hymn/Song Spirit of God, Unseen as the Wind (Margaret Old)</p>	<p>Hook</p> <p>Show a simple image or short animation of sparks rising from a flame, or light a battery candle. <i>CWL:</i> <i>A single spark can feel very small — but it has the power to light something bigger.</i> <i>Ask : What happens when one spark becomes a flame? How can something small make a big difference?</i></p> <p>Acts 2 v 1-4 You could use The Jesus Story Book Bible page 326-332</p> <p><i>CWL:</i></p> <ul style="list-style-type: none"> • <i>Jesus’ followers were together in one place</i> • <i>They felt unsure and nervous about what would happen next</i> • <i>A sound like a strong wind filled the room</i> • <i>Flames like fire appeared, resting on each of them</i> • <i>Christians believe this was the Holy Spirit</i> • <i>The followers felt brave and confident</i> • <i>They went out to share God’s message with others</i> <p><i>Explain gently:</i></p> <ul style="list-style-type: none"> • <i>Pentecost is sometimes called the birthday of the Church</i> • <i>Christians believe the Holy Spirit helped people grow in courage and understanding</i> • <i>What began with a small group quickly spread to many others</i> <p>Checking for understanding:</p> <ul style="list-style-type: none"> • <i>What happened to Jesus’ followers at Pentecost?</i> They were filled with courage and confidence and felt ready to share God’s message. • <i>What do Christians believe the Holy Spirit helped them do?</i> Christians believe the Holy Spirit helped them grow in courage, understanding, and confidence. 	<p>I wonder... </p> <p><i>CWL: I I wonder why Christians remember Pentecost every year?</i></p> <p><i>I wonder why the gift of the Holy Spirit was so important for Jesus’ followers?</i></p> <p><i>I wonder how Pentecost helped turn a small, frightened group into a growing community?</i></p> <p>Reflection:</p> <p>Invite quiet thinking.</p> <p><i>CWL:</i> <i>Pentecost is remembered by Christians as a turning point — a moment when everything changed. Jesus’ followers were no longer on their own, and the Church began to grow.</i> Pause <i>You might like to think about why Christians believe Pentecost is such an important part of the year, and what difference courage, confidence and guidance can make when people work together</i></p> <p>Hymn/Song</p> <p>Prayer <i>Loving God, Christians remember Pentecost as a time when your Spirit brought courage, understanding and new beginnings. Help us to grow in confidence and hope, and to use what we learn to help and encourage others. Amen</i></p>	<p>Key Message </p> <p>Pentecost reminds Christians that what they believe doesn’t stay hidden — it shapes how they live. Courage, kindness and hope are meant to be shared</p> <p>Living It Out:</p> <p><i>CWL:</i> <i>This week, notice moments when people act bravely, speak kindly, or help others grow in confidence. Small actions, like sparks, can spread further than we expect</i></p> <p>Closing Prayer / Call and Response:</p> <p>Exit music:</p>

Suggested Resources:

- Flame of some kind

Ideas for the rest of the week: - See next CW

Suggested Hymn/song: [Spirit of God, Unseen as the Wind](#) (Margaret Old)

Theme Week Beginning (colour reflective of that Sunday in church)	Reading (s) (Taken from the Lectionary for the Sunday of that week)	Gather Prepare focal point – is there an image/ artefact to look at? How is your altar table prepared? What music is playing as they come in? Opening prayer/call and response/ liturgy Opening song /hymn	Engage What is your hook? Use of video clips, painting, sculpture, artifacts Bible reading/story	Respond Help the pupils to respond / reflect on the theme I wonder Questions to aid reflections... Time to reflect (use of silence/ music/painting) Time for personal response Prayer Closing hymn/song	Send What is the key message you want pupils to go away with? How might that work out this week or the rest of the day. Closing prayer/call and response/ liturgy How do the pupils leave? Music?
<p>Summer 2 Week 1</p> <p>1st June</p> <p>Theme: Growing with God</p> <p>How does God help us grow into the people He made us to be?</p> 	<p>2 Corinthians 13:11-13 & Matthew 28:16-20</p> <p>Key Message</p> <p>Jesus invites us to follow Him and promises to be with us as we grow and learn how to live in love.</p>	<p>A growing plant or small pot of soil (to introduce the half-term theme of growth)</p> <p>Entry Music—Quiet reflection music— https://youtu.be/ l1AqNMul0mM</p> <p>Opening</p> <p>Lines of a prayer/ hymn/ welcome or your own liturgy.</p> <p>Collective worship lead (CWL)</p> <p><i>CWL: We gather together to pause and reflect.</i> Pupils: We take time to be still.</p> <p><i>CWL: We gather to think about God’s love.</i> Pupils: We think about how we live and grow.</p> <p><i>CWL: We gather as a community.</i> Pupils: We learn and grow together.</p> <p>Hymn/Song God is bigger Or He’s got the whole world</p>	<p>Hook Show a small plant or seed. (or watch timelapse video of plant growing) <i>CWL: This plant didn’t grow all at once. It needed time, care, and the right conditions. People are a bit like that too — we don’t grow all at once. Today, we’re thinking about how God helps people grow into who they are meant to be.”</i> Questions <i>What helps plants grow? What helps people grow and learn?</i></p> <p>Teaching Matthew 28:16–20 (adapted, child-friendly retelling) or use this video but don’t show the last 10 seconds or so Explain: Jesus meets His friends after His resurrection They feel unsure and nervous Jesus gives them a job — to go, learn, and share love Most importantly, Jesus promises: “I am with you always.”</p> <p>Link to 2 Corinthians 13:11–13: Focus on verse 11 only—Show the children the verse on screen. https://www.biblegateway.com/passage/?search=2%20Corinthians%2013%3A11&version=NIV</p> <p><i>CWL: Christians believe God helps people grow through encouragement, peace, love, and togetherness</i></p> <p><i>Growth doesn’t happen alone.</i></p> <p>Check for understanding: <i>CWL: How do you think the disciples felt when Jesus spoke to them?</i> The disciples may have felt encouraged, reassured, excited, or unsure about what lay ahead <i>What promise did Jesus make?</i> Jesus promised that he would be with them always. <i>Why might it help to know you’re not on your own?</i> Knowing you’re not alone can help people feel braver, calmer, and more confident when facing challenges.</p>	<p>I wonder...  <i>CWL:</i></p> <ul style="list-style-type: none"> I wonder how it feels to know you are not alone as you grow and learn? I wonder who helps you grow when things feel tricky? I wonder what growing in love might look like in school? <p>Reflection:</p> <p>Invite pupils to quietly look at the plant or seed again.</p> <p><i>CWL:</i> <i>You might like to think about something you are learning or finding difficult at the moment — or someone who helps you feel supported.</i></p> <p>Pause for quiet reflection.</p> <p>Prayer</p> <p><i>Loving God, Thank you for the people who help us grow. Help us to grow in kindness, courage, and love. Amen.</i></p>	<p>Key Message </p> <p>Jesus invites people to follow Him and promises to be with them as they grow.</p> <p>Living it out</p> <p><i>CWL:</i> <i>This week, notice who helps you learn and grow — and think about how you can help others grow too, through kindness, encouragement, or patience.</i></p> <p>Closing Prayer / Call and Response:</p> <p><i>CWL: As we go from this place, Pupils: We will keep learning and growing. CWL: As we go into our day, Pupils: We will treat others with kindness and care.</i></p> <p>Exit music:</p>

Suggested Resources:

- Small plant, seedling, or pot of soil
- Music <https://youtu.be/l1AqNMul0mM> for entrance
- Power point Summer Term 2 Week 1

Ideas for the rest of the week:




- Link to school vision: How do we help one another grow?
- Class reflection: “Who helps me learn when things are hard?”
- Create a “Growing Together” display where pupils add leaves showing ways they help other

Suggested Hymn/song:

[God is bigger](#) or [He’s got the whole world](#)

Something to take home:

This week in collective worship, we began our new theme Growing with God. We explored how Jesus invited His followers to learn and grow, promising to be with them always. At home, you could talk together about what helps people grow — whether that’s encouragement, practice, kindness, or support from others.

Theme Week Beginning (colour reflective of that Sunday in church)	Reading (s) (Taken from the Lectionary for the Sunday of that week)	Gather Prepare focal point – is there an image or artifact to look at? How is your altar table prepared? What music is playing as they come in? Opening prayer/call and response Opening hymn/song	Engage What is your hook? Use of video clips, painting, sculpture, artifacts Bible reading/story	Respond Help the pupils to respond / reflect on theme I wonder ... Questions to aid reflections... Time to reflect (Use of silence/music/painting) Time for Personal response Prayer Optional second hymn/song	Send What is the key message you want pupils to go away with? How might that work out this week or the rest of the day? Closing prayer/call and response How do the pupils leave? Music?
<p>Summer 2 Week 2</p> <p>8th June</p> <p>Theme: Growing with God</p> <p>How does God help us grow into the people He made us to be?</p> 	<p>Bible Reading Matthew 9:9–13</p> <p>Key Message Jesus invites people to follow Him, and lives can change and grow through hope and love.</p>	<p>A growing plant or small pot of soil (to introduce the half-term theme of growth)</p> <p>Entry Music—Quiet reflection music— https://youtu.be/l1AqNMul0mM</p> <p>Opening Lines of a prayer/ hymn/ welcome or your own liturgy.</p> <p><i>CWL: We gather together to pause and reflect.</i> Pupils: We take time to be still.</p> <p><i>CWL: We gather to think about God’s love.</i> Pupils: We think about how we live and grow.</p> <p><i>CWL: We gather as a community.</i> Pupils: We learn and grow together.</p> <p>Hymn/Song One more step along the world I go Or God is everywhere</p>	<p>Hook Show a name label or badge. <i>CWL: Names tell us who people are — but sometimes people are known for the wrong reasons, or judged before they’re really known.</i></p> <p><i>Ask: How does it feel to be judged?</i></p> <p>Matthew 9:9–13 Read bible verses—Niv https://www.biblegateway.com/passage/?search=Matthew%209%3A9%E2%80%9313&version=NIV</p> <p>Or watch— https://youtu.be/xgy6TWuUkK0</p> <p><i>CWL: Explain:</i></p> <ul style="list-style-type: none"> • <i>Matthew was a tax collector. Many people avoided him and thought he was a bad choice to be a friend or helper.</i> • <i>When Jesus sees Matthew, He doesn’t ignore him or judge him. Jesus speaks to him and invites him to follow.</i> • <i>This shows that Jesus looks at people differently. He doesn’t only see who they have been — He sees who they could become.</i> • <i>Matthew accepts the invitation. His life begins to change, and later, Matthew becomes someone who helps others learn about Jesus.</i> • <i>Christians believe this story shows that Jesus invites ordinary people — even people who feel overlooked or judged — to grow and be part of something good.</i> <p><i>Check for understanding:</i></p> <ul style="list-style-type: none"> • <i>Why were people surprised that Jesus chose Matthew?</i> People were surprised because Matthew was a tax collector, someone who was disliked and not trusted. • <i>What did Jesus see in Matthew that others didn’t?</i> Jesus saw Matthew’s potential to change and become someone who could do good. • <i>What does this story teach us about how people can grow and change?</i> The story teaches that people can change when they are given trust, forgiveness, and a chance to make better choices. 	<p>I wonder </p> <p><i>CWL: I wonder how Matthew felt when Jesus noticed him?</i></p> <p><i>I wonder how it feels when someone believes you can change?</i></p> <p><i>I wonder how we can help others grow instead of judging them?</i></p> <p>Reflection: Invite quiet thinking.</p> <p><i>CWL:</i> “You might like to think about a time when someone helped you grow — or a time when you helped someone else.” Pause for stillness.</p> <p>Hymn/Song</p> <p>Prayer <i>Loving God, Thank you for seeing people as they can become. Help us to grow in kindness and hope, and to help others grow too. Amen.</i></p>	<p>Key Message </p> <p>Jesus helps people change and grow through love and hope.</p> <p>Living It Out: <i>CWL:</i> <i>In today’s story, Matthew was an ordinary person who others didn’t expect much from — but Jesus saw him, called him, and trusted him to be part of something important.</i></p> <p><i>Christians believe that Jesus still invites people to grow, change, and be part of making the world kinder and fairer.</i></p> <p><i>This week, you might like to notice:</i> <i>When you are invited to help or take responsibility,</i> <i>When you have the chance to use your gifts,</i> <i>Or when you can take a step towards doing the right thing, even if it feels hard.</i></p> <p>Closing Prayer / Call and Response: <i>CWL: As we go from this place,</i> Pupils: We will keep learning and growing. <i>CWL: As we go into our day,</i> Pupils: We will treat others with kindness and care.</p> <p>Exit music:</p>

Suggested Resources:


- Name label/ Teacher lanyard.

Ideas for the rest of the week:

- Link to vision: How do we help people become the best they can be?
- Class reflection: How can encouragement help people grow?
- Simple activity: “Encouragement leaves” added to a class plant/tree display

Suggested Hymn/song:
[He’s got the whole world in his hands](#)
[For God so loved the world](#)

Something to take home:
This week in collective worship, we heard the story of Jesus calling Matthew. We learned that Christians believe people can change and grow when they are shown love and encouragement. At home, you could talk about how kind words and second chances help people grow.

Theme Week Beginning (colour reflective of that Sunday in church)	Reading (s) (Taken from the Lectionary for the Sunday of that week)	Gather Prepare focal point – is there an image or artifact to look at? How is your altar table prepared? What music is playing as they come in? Opening prayer/call and response Opening song	Engage What is your hook? Use of video clips, painting, sculpture, artifacts Bible reading/story	Respond Help the pupils to respond / reflect on theme I wonder ... Questions to aid reflections... Time to reflect (Use of silence/music/painting) Time for Personal response Prayer	Send What is the key message you want pupils to go away with. How might that work out this week or the rest of the day. Closing prayer/call and response How do the pupils leave? Music?
<p>Summer 2 Week 3</p> <p>14th June</p> <p>Theme: Growing with God</p> <p>How does God help us grow into the people He made us to be?</p> 	<p>Bible Reading Romans 5:1–8</p> <p>Key Message Christians believe that God helps people grow stronger through love, hope and perseverance — even when life is difficult.</p>	<p>A growing plant or small pot of soil (to introduce the half-term theme of growth)</p> <p>Entry Music—Quiet reflection music— https://youtu.be/l1AqNMul0mM</p> <p>Opening</p> <p>Lines of a prayer/ hymn/ welcome or your own liturgy.</p> <p><i>CWL: We gather together to pause and reflect.</i> Pupils: We take time to be still.</p> <p><i>CWL: We gather to think about God’s love.</i> Pupils: We think about how we live and grow.</p> <p><i>CWL: We gather as a community.</i> Pupils: We learn and grow together.</p> <p>Hymn/Song</p> <p>When I Needed a Neighbour</p> <p>Be Strong and Courageous</p>	<p>Hook</p> <p>Show two pictures or objects: A young plant growing straight and strong and a plant growing through cracks or in poor soil.</p> <p><i>CWL: Not all plants grow in perfect conditions. Some grow through hard ground, wind, or lack of water — but they still grow.</i></p> <p><i>Ask briefly: Which plant looks like it had an easier start? Which one do you think is stronger — and why?</i></p> <p>Teaching Romans 5 v 1–8—suggest Good news version https://www.biblegateway.com/passage/?search=Romans%205%3A1-8&version=GNT</p> <p>Romans 5:1–8 – Prepare five large word cards: Peace, Hope, Endurance, Approval, Love Give the cards to pupils in advance, or hand them out as you go. <i>CWL: This reading comes from a letter written by Paul. He was writing to help people understand how they can keep growing — especially when life is hard. We’re going to read the whole passage slowly and pause at some important words.</i> Verse 1 Read: <i>Now that we have been put right with God through faith, we have peace with God through our Lord Jesus Christ.</i> Pause. Invite a pupil to hold up: PEACE <i>CWL: Peace doesn’t mean life is easy. It means knowing that the relationship is secure — not broken. Christians believe this peace helps people feel grounded, even when things are uncertain.</i> Verse 2 Read: <i>He has brought us by faith into this experience of God’s grace, in which we now live. And so we boast of the hope we have of sharing God’s glory!</i> Pause. Invite a pupil to hold up: HOPE <i>CWL: Hope is about looking forward with confidence. It’s believing that life can grow and change, even if it feels unfinished right now.</i> Verses 3–4 Read: <i>We also boast of our troubles, because we know that trouble produces endurance, endurance brings God’s approval, and his approval creates hope.</i> Pause. Invite pupils to hold up: ENDURANCE and APPROVAL <i>CWL: Paul isn’t saying troubles are good. He’s saying that difficulties can shape us. Endurance means staying with something when it’s hard. Approval means being recognised as growing — becoming stronger on the inside.</i> Verse 5 Read: <i>This hope does not disappoint us, for God has poured out his love into our hearts by means of the Holy Spirit, who is God’s gift to us.</i> Pause. Invite a pupil to hold up: LOVE <i>CWL: This love isn’t earned or achieved. Christians believe it is given — and it stays, even when people struggle.</i> Verses 6–8 Read: <i>For when we were still helpless, Christ died for the wicked at the time that God chose. It is a difficult thing for someone to die for a righteous person. It may even be that someone might dare to die for a good person. But God has shown us how much he loves us—it was while we were still sinners that Christ died for us!</i> Pause for silence. <i>CWL: Christians believe this shows love at its deepest — love that acts before people have fixed themselves, or proved themselves worthy.</i></p>	<p>I wonder...</p> <p><i>CWL: I wonder what helps people keep going when things are hard?</i></p> <p><i>I wonder how love and hope can help us grow stronger?</i></p> <p><i>I wonder who helps you when you feel stuck or worried?</i></p> <p>Reflection:</p> <p><i>You might like to think about a time something was difficult, or a time when love helped you keep going</i></p> <p>Hymn/Song</p> <p>Prayer Loving God, Thank you for love that does not give up. Help us to grow in hope and strength, even when life feels hard. Amen</p>	<p>Key Message</p> <p><i>CWL: God helps people grow stronger through love and hope, even in difficult times.</i></p> <p>Living It Out</p> <p><i>This week, notice moments that feel tricky or frustrating. You might not be able to change them — but you can think about what helps you keep going, and how you can support others who are finding things hard too.</i></p> <p>Closing Prayer / Call and Response:</p> <p><i>CWL: As we go from this place,</i> Pupils: We will keep learning and growing.</p> <p><i>CWL: As we go into our day,</i> Pupils: We will treat others with kindness and care.</p> <p>Exit music:</p>

Suggested Resources:

- Two pictures, one a young plant growing straight and strong and one of a plant growing through cracks or in poor soil




Ideas for the rest of the week:

- Link to vision: How do we support one another when learning or life feels hard?
- Class reflection: What helps me keep going when something is difficult?
- Create a “Perseverance Wall” where children add words or pictures showing ways to keep going.

Suggested Hymn/song: [When I Needed a Neighbour](#) or [Be Strong and Courageous](#)

Something to take home:

This week in collective worship, we explored how people can grow even when life is hard. We learned that Christians believe God’s love brings hope and strength during difficult times. At home, you could talk about challenges you’ve faced together and what helped you keep going.

Theme Week Beginning (colour reflective of that Sunday in church)	Reading(s) (Taken from the Lectionary for the Sunday of that week)	Gather Prepare focal point – is there an image or artifact to look at? How is your altar table prepared? What music is playing as they come in? Opening prayer/call and response Opening song	Engage What is your hook? Use of video clips, painting, sculpture, artifacts Bible reading/story	Respond Help the pupils to re- spond / reflect on theme I wonder ... Questions to aid reflec- tions... Time to reflect (Use of silence/music/painting) Time for Personal re- sponse Prayer	Send What is the key message you want pupils to go away with? How might that work out this week or the rest of the day? Closing prayer/call and response How do the pupils leave? Music?
<p>Summer 2 Week 4</p> <p>22nd June</p> <p>Theme: Growing with God</p> <p>How does God help us grow in- to the peo- ple He made us to be?</p> 	<p>NB this passage is not the lectionary reading for this week. Matthew 8v23-27</p> <p>Key Message</p> <p>Christians believe that God helps people grow in trust and courage, especially when things feel scary or uncertain.</p>	<p>A growing plant or small pot of soil (to introduce the half-term theme of growth)</p> <p>Entry Music—Quiet reflection music— https://youtu.be/l1AqNMul0mM</p> <p>Opening</p> <p>Lines of a prayer/ hymn/ welcome or your own liturgy.</p> <p><i>CWL: We gather together to pause and reflect.</i> Pupils: We take time to be still.</p> <p><i>CWL: We gather to think about God's love.</i> Pupils: We think about how we live and grow.</p> <p><i>CWL: We gather as a community.</i> Pupils: We learn and grow together.</p> <p>Hymn/Song</p> <p>He's got the whole world</p> <p>OR</p> <p>Who is this man?</p>	<p>Hook</p> <p>Show a small clear jar or bottle filled with water and a little glitter or sand. Gently shake the jar so the water becomes cloudy. <i>CWL: When this jar is shaken, everything inside feels busy and unsettled. It's hard to see clearly, and it takes time for things to settle again.</i></p> <p>Hold the jar still and allow the glitter or sand to slowly sink. <i>Sometimes our thoughts and feelings can feel like this too — especially when something unexpected or worrying happens.</i> <i>What do you think helps things feel calm again when everything feels shaken?</i> <i>In today's Bible story, Jesus' friends felt shaken and afraid during a storm — and they discovered what helped them find calm again.</i></p> <p>Teaching:</p> <p>Jesus Calms the Storm use P 262—263 from Bible stories every child should know. <i>CWL: The disciples are travelling together in a boat</i> <i>A storm arrives suddenly</i> <i>The disciples feel afraid and out of control</i> <i>Jesus is with them, even while they are frightened</i> <i>The storm is calmed, and the fear passes</i></p> <p>Points to note:</p> <ul style="list-style-type: none"> <i>The disciples' fear is understandable</i> <i>Jesus does not tell them off for being afraid</i> <i>Calm comes through presence and reassurance, not force</i> <p><i>Christians believe this story shows:</i></p> <ul style="list-style-type: none"> <i>Fear and worry are part of being human.</i> <i>Trust can grow even when situations feel frightening or out of control.</i> <i>Jesus is God incarnate — God present with people in human form.</i> <i>Through Jesus, Christians believe God is close, involved, and brings calm rather than chaos.</i> <p>Questions to check for understanding:</p> <p><i>Why were the disciples frightened?</i> The disciples were frightened because a sudden storm made them feel out of control and unsafe. <i>What helped them feel calm again?</i> They felt calm again when Jesus was with them and the storm was calmed. <i>What does this story suggest about trust and courage?</i> The story suggests that Christians believe courage can grow when people trust Jesus and stay close to him, especially when things feel frightening.</p>	<p>I wonder... </p> <p><i>I wonder what worries people most?</i></p> <p><i>I wonder what helps fear turn into calm?</i></p> <p><i>I wonder how trust grows when things feel uncertain?</i></p> <p>Reflection:</p> <p><i>CWL: You might like to think about a time when you felt worried — or about what helps you feel calm and safe again</i></p> <p>Hymn/Song:</p> <p>Prayer <i>Loving God, Thank you for being with us when things feel frightening. Help us to grow in trust and courage, and to find calm when life feels stormy. Amen.</i></p>	<p>Key Message </p> <p>God helps people grow in trust and courage, especially when things feel uncertain.</p> <p>Living It Out</p> <p>Light a candle and allow 30 seconds of silence.</p> <p><i>CWL: This week, notice when something feels difficult or worrying. Think about what helps you feel calmer — and how you can help others feel safe and supported too.</i></p> <p>Closing Prayer / Call and Response:</p> <p><i>CWL: As we go from this place, Pupils: We will keep learning and growing. CWL: As we go into our day, Pupils: We will treat others with kindness and care.</i></p> <p>Exit music:</p>

Suggested Resources:




- Calm jar—small clear jar or bottle filled with water and a little glitter or sand.

Ideas for the rest of the week:

- Link to vision: How do we help one another feel safe and supported?
- Class reflection: What helps me feel calm when I'm worried?
- Optional activity: pupils draw or write about a "calm place"

Suggested Hymn/song:
[He's got the whole world](#) or [Who is this man?](#)

Something to take home:
This week in collective worship, we heard the story of Jesus calming the storm. We explored how Christians believe God helps people grow in trust and courage, especially when life feels uncertain or worrying. At home, you could talk about what helps your family feel calm when things feel difficult.

Theme Week Beginning (colour reflective of that Sunday in church)	Reading (s) (Taken from the Lectionary for the Sunday of that week)	Gather Prepare focal point – is there an image/ artifact to look at? How is your altar table prepared? What music is playing as they come in? Opening prayer/call and response Opening song	Engage What is your hook? Use of video clips, painting, sculpture, artifacts Bible reading/story	Respond Help the pupils to respond / reflect on theme I wonder Questions to aid reflections.... Time to reflect (Use of silence/ music/painting) Time for Personal response / Prayer	Send What is the key message you want pupils to go away with. How might that work out this week or the rest of the day. Closing prayer/call and response How do the pupils leave? Music?
<p>Summer 2 Week 5</p> <p>29th June</p> <p>Theme: Growing with God</p> <p>How does God help us grow into the people He made us to be?</p> 	<p>Matthew 10:40–42</p> <p>Key Message: Christians believe that even small acts of kindness matter and help people grow into the people God calls them to be</p>	<p>A growing plant or small pot of soil (to introduce the half-term theme of growth)</p> <p>Entry Music—Quiet reflection music— https://youtu.be/ l1AqNMuL0mM</p> <p>Opening</p> <p>Lines of a prayer/ hymn/ welcome or your own liturgy.</p> <p><i>CWL: We gather together to pause and reflect.</i> Pupils: We take time to be still.</p> <p><i>CWL: We gather to think about God’s love.</i> Pupils: We think about how we live and grow.</p> <p><i>CWL: We gather as a community.</i> Pupils: We learn and grow together.</p> <p>Hymn/Song</p> <p>One more step along the world I go Or This Little Light of Mine</p>	<p>Hook— Small cup of water. Hold up a small cup of water. <i>CWL: This doesn’t look like very much, does it? It’s small, ordinary, and easy to overlook. Would this ever feel important?</i></p> <p>Teaching</p> <p><i>CWL: In today’s bible reading Jesus is talking to His followers about how people treat one another, he focuses on small, everyday actions. Can you listen out for them as I read.</i></p> <p>Matthew 10:40–42 (read slowly) Ask pupils if they spotted everyday actions? Reread verse 42 clearly: “...even giving a cup of cold water to one of these little ones...” Ask two pupils to act out feeling really tired and thirsty—how would they respond if they were given a glass of water?</p> <p><i>CWL: Jesus highlights something very ordinary, Christians believe this shows that kindness isn’t about big gestures, What matters is the heart behind the action.</i></p> <ul style="list-style-type: none"> <i>Small actions can have big meaning</i> <i>Growth often happens through everyday choices</i> <i>Kindness helps shape who we are becoming</i> <p>Questions to check for understanding:</p> <ul style="list-style-type: none"> <i>What small action does Jesus talk about?</i> Jesus talks about giving a cup of cold water to someone who needs it. <i>Why do you think He chose such a simple example?</i> He chose a simple example to show that even ordinary, everyday actions matter. <i>What does this tell us about how people grow?</i> It shows that people grow through small, kind choices made regularly over time. 	<p>I wonder... </p> <p><i>I wonder which small actions people often forget about?</i></p> <p><i>I wonder how small choices shape who we are becoming?</i></p> <p><i>I wonder how kindness helps people grow on the inside?</i></p> <p><i>CWL: You might like to think about a small act of kindness you’ve received — or one you could offer to- day.</i></p> <p>Prayer</p> <p><i>Loving God, Thank you that small acts can make a big difference. Help us to notice opportuni- ties to be kind and to grow through the choices we make each day. Amen.</i></p> <p>Hymn</p>	<p>Living It Out </p> <p><i>CWL: Small acts of kindness matter and help us grow into caring, thoughtful people.</i></p> <p><i>This week, look out for small opportunities — holding a door, listening carefully, helping someone quietly. These choices help shape the kind of person you are becoming.</i></p> <p>Closing Prayer / Call and Response:</p> <p><i>CWL: As we go from this place, Pupils: We will keep learning and growing.</i></p> <p><i>CWL: As we go into our day, Pupils: We will treat others with kindness and care.</i></p> <p>Exit Music</p>

Suggested Resources:

Small cup of water




Ideas for the rest of the week:

- Link to vision: How do small actions show our values?
- Class challenge: “Small Acts Week” — notice and name kindness
- Reflection journal: Which small choice helped someone today?
- Deepening Spiritual Flourishing Project: Invite pupils to notice one small choice or habit they want to keep growing (e.g. kindness, patience, honesty) and to return to it quietly through reflection, artwork, journalling, or conversation over the coming weeks.

Suggested hymn/song: [One more step along the world I go](#) Or [This Little Light of Mine](#)

Something to take home:

This week in collective worship, we explored how Jesus taught that small acts of kindness really matter. Christians believe everyday choices help people grow into thoughtful and caring individuals. At home, you could talk about small things that make a big difference, and notice simple ways to show kindness to others.

Theme Week Beginning (colour reflective of that Sunday in church)	Reading (s) (Taken from the Lectionary for the Sunday of that week)	Gather Prepare focal point – is there an image/ artifact to look at? How is your altar table prepared? What music is playing as they come in? Opening prayer/call and response Opening song	Engage What is your hook? Use of video clips, painting, sculpture, artifacts Bible reading/story	Respond Help the pupils to respond / reflect on theme I wonder Questions to aid reflections.... Time to reflect (Use of silence/ music/painting) Time for Personal response / Prayer	Send What is the key message you want pupils to go away with. How might that work out this week or the rest of the day. Closing prayer/call and response How do the pupils leave? Music?
Summer 2 Week 6 6th July Theme: Growing with God How does God help us grow into the people He made us to be? 	Luke 19:1–10 Key Message Christians believe Jesus helps people grow and change on the inside, offering new beginnings and second chances	A growing plant or small pot of soil (to introduce the half-term theme of growth) Entry Music—Quiet reflection music— https://youtu.be/l1AqNMul0mM Opening Lines of a prayer/ hymn/ welcome or your own liturgy. <i>CWL: We gather together to pause and reflect.</i> Pupils: We take time to be still. <i>CWL: We gather to think about God’s love.</i> Pupils: We think about how we live and grow. <i>CWL: We gather as a community.</i> Pupils: We learn and grow together. Hymn/Song One more step along the world I go Or God is everywhere	Hook— Show a small step stool <i>CWL: Sometimes people really want to see what’s going on — but something gets in the way. Today’s story is about someone who wanted to see Jesus, but needed help to get a better view. Have you ever tried hard to see or understand something? What do people do when they really want to know more?</i> Teaching <i>Luke 19:1–10 (Zacchaeus)</i> Tell the story clearly and confidently, either: Read directly from the Bible, or use the Jesus story book bible page 264– 270 or another children’s Bible. You could also watch a video (eg https://youtu.be/Fe7dTNID6h8 or https://youtu.be/5BjtbJFz2ug) or ask pupils to help you act out the story. <i>CWL to explain: Zacchaeus is curious but unpopular He climbs a tree — showing effort and desire Jesus notices him and calls him by name Zacchaeus is invited into relationship, not told off Zacchaeus chooses to change how he lives Zacchaeus is not forced to change When Zacchaeus is welcomed by Jesus, he is also honest about what he has done wrong — and chooses to change. Christians believe meeting Jesus can lead to inner change</i> <i>Questions that can be use to check understanding</i> <i>Why did Zacchaeus climb the tree?</i> Zacchaeus climbed the tree because he wanted to see Jesus but could not see over the crowd. <i>What surprised people about what Jesus did?</i> People were surprised that Jesus chose to speak to Zacchaeus and go to his house. <i>How did Zacchaeus change after meeting Jesus?</i> Zacchaeus admitted he had done wrong and chose to put things right by being fair and generous.	I wonder...  <i>I wonder why Jesus noticed Zacchaeus?</i> <i>I wonder how it felt to be called by name?</i> <i>I wonder how people change when they feel accepted?</i> Prayer <i>Loving God, Thank you for second chances and new beginnings. Help us to grow in honesty and kindness and to choose better ways forward when we can. Amen</i> Hymn	Living It Out  <i>CWL: Jesus helps people grow and change on the inside by offering acceptance and new beginnings</i> <i>This week, notice when you have a chance to make a better choice — to be more honest, kinder, or fairer than before. Growth often begins with one brave decision.</i> Closing Prayer / Call and Response: <i>CWL: As we go from this place, Pupils: We will keep learning and growing.</i> <i>CWL: As we go into our day, Pupils: We will treat others with kindness and care.</i> Exit Music

Suggested Resources:

Picture of Zacchaeus in the tree or small step stool




Ideas for the rest of the week:

- Link to vision: How do second chances help people grow?
- Class discussion: Why is it sometimes hard to admit we need to change?
- Reflection activity: pupils write or draw “fresh starts” (no sharing required)

Suggested hymn/song: [One more step along the world I go](#) Or [God is everywhere](#)

Something to take home:

This week in collective worship, we heard the story of Zacchaeus and learned how Christians believe Jesus helps people change and grow from the inside. We explored how being noticed, accepted, and given a second chance can lead to better choices. At home, you could talk about times when starting again has helped someone grow.

Theme Week Beginning (colour reflective of that Sunday in church)	Reading (s) (Taken from the Lectionary for the Sunday of that week)	Gather Prepare focal point – is there an image/ artifact to look at? How is your altar table prepared? What music is playing as they come in? Opening prayer/call and response Opening song	Engage What is your hook? Use of video clips, painting, sculpture, artifacts Bible reading/story	Respond Help the pupils to respond / reflect on theme I wonder Questions to aid reflections.... Time to reflect (Use of silence/ music/painting) Time for Personal response / Prayer	Send What is the key message you want pupils to go away with. How might that work out this week or the rest of the day. Closing prayer/call and response How do the pupils leave? Music?
<p>Summer 2 Week 7</p> <p>13th July</p> <p>Theme: Growing with God</p> <p>How does God help us grow into the people He made us to be?</p> 	<p>Matthew 13:1–9, 18–23</p> <p>Key Message Christians believe that people grow best when they listen carefully, make space for what matters, and allow good choices to take root over time.</p>	<p>A growing plant or small pot of soil (to introduce the half- term theme of growth)</p> <p>Entry Music—Quiet reflection music— https:// youtu.be/l1AqNMul0mM</p> <p>Opening</p> <p>Lines of a prayer/ hymn/ welcome or your own liturgy.</p> <p><i>CWL: We gather together to pause and reflect.</i> Pupils: We take time to be still.</p> <p><i>CWL: We gather to think about God’s love.</i> Pupils: We think about how we live and grow.</p> <p><i>CWL: We gather as a community.</i> Pupils: We learn and grow together.</p> <p>Hymn/Song</p> <p>All things bright and beautiful Or God made everything Or Farmer Phil https://youtu.be/dA-CFbgas6s</p>	<p>Hook— Show four small trays (or pictures) labelled: Path, Rocky ground, Thorny ground, Good soil <i>CWL: Today’s story is about seeds — and about what helps things grow well.</i> <i>What do plants need to grow?</i> <i>What stops things from growing properly?</i></p> <p>Teaching <i>Matthew 13:1–9, 18–23</i> Tell the story clearly and confidently, either: Read directly from the Bible, or use the book Bible Stories Every Child Should Know p259–261 or another children’s Bible. You could also watch a video (eg https:// youtu.be/JtvCJmMZbt0, https://youtu.be/IZEO_Ls2ERs) or ask pupils to help you act out the story. <i>Retell the story first, then return to Jesus’ explanation</i></p> <p><i>CWL to explain: The same seed is scattered everywhere</i> <i>What makes the difference is where it lands</i> <i>Jesus explains that this story is really about listening and responding</i> <i>The parable is not about being “good” or “bad” people</i> <i>It’s about what we do with what we hear</i> <i>Growth takes time, attention, and space</i></p> <p><i>Questions that can be use to check understanding:</i> <i>What happened to the seeds in each place?</i> Some seeds were eaten, some withered, some were choked, and some grew well and produced a crop. <i>Why did some grow and others not?</i> Some seeds did not have the right conditions, while others fell on good soil and were able to grow. <i>What does Jesus say helps growth last?</i> Jesus says growth lasts when people listen carefully, understand, and keep going with what they have learned.</p> <p>You could help pupils understand this by giving examples such as: What do we do with what we hear? <i>Choosing to be kinder because you have heard that kindness matters.</i> <i>Trying again at something difficult because you have learned that growth takes time.</i> <i>Listening carefully to advice and acting on it, rather than ignoring it.</i> <i>Forgiving someone after thinking about why forgiveness is important.</i></p>	<p>I wonder...  <i>I wonder what helps people listen carefully?</i></p> <p><i>I wonder what things can get in the way of growth?</i></p> <p><i>I wonder what helps good choices take root over time?</i></p> <p>Reflection</p> <p><i>CWL: You might like to think about something you’ve learned this half term — or about what helps you grow and change in a lasting way.</i></p> <p>Prayer</p> <p><i>Loving God, Thank you for all the ways we have learned and grown. Help us to make space for what is good, and to keep growing in kindness, patience, and care. Amen.</i></p> <p>Hymn</p>	<p>Living It Out </p> <p><i>CWL: Growth happens over time when we listen, reflect, and make space for what matters.</i></p> <p><i>As we come to the end of this half term and school year think about one thing you want to keep growing — a habit, an attitude, or a way of treating others. Small choices, made again and again, help growth last.</i></p> <p>Closing Prayer / Call and Response:</p> <p><i>CWL: As we go from this place, Pupils: We will keep learning and growing.</i></p> <p><i>CWL: As we go into our day, Pupils: We will treat others with kindness and care.</i></p> <p>Exit Music</p>




Suggested Resources:
Soil, stones, and seeds (or images of each)

- Ideas for the rest of the week:**
- Link to vision: What helps learning and character grow over time?
 - Class reflection: What kind of “soil” helps us learn best?
 - End-of-term activity: pupils write one “seed” they want to keep growing next term/year
 - Deepening Spiritual Flourishing Project: As the year comes to an end, pupils may like to think about which ‘seeds’ they want to keep growing into the next stage of their journey.

Suggested hymn/song: [One more step along the world I go](#) Or [God is everywhere](#) Or Farmer Phil <https://youtu.be/dA-CFbgas6s>

Something to take home: This week in collective worship, we explored Jesus’ parable of the sower. We learned that growth takes time and depends on how carefully we listen and respond. As we end the half term and the school year, we reflected on how small, repeated choices help good things grow and last.

The Church Year starts at Advent. In church different colours represent different seasons. You might want to use tablecloths in different colours in your collective worship to represent the time in the Church Year.

Purple: Penance and Preparation 	Red: Sacrifice, the Holy Spirit 	Green: Hope, Life and Growth 	Gold: Joy and Celebration 	White: Purity 	No colour: Desolation 
Purple is used for times of deep thinking and reflection. It is also sometimes used at adult funerals.	Red is used for saints' days who have died as martyrs <u>and also</u> represents the flame of the Holy Spirit.	Green is used to represent quiet growth during the time between festivals and seasons.	Gold used for special occasions.	White represents purity (as opposed to sin which is scarlet). It often represents a season of celebration rather than a day.	On these two days of the year the church is stripped bare of all decoration and flowers.
Used during Advent and Lent	Pentecost/Whitsun Martyr's saints' days	Used throughout Ordinary Time.	Used for special days of celebration, such as Easter Day and Christmas	Used in the seasons of Easter and Christmas and for saints who were not martyred.	Good Friday and Holy Saturday